





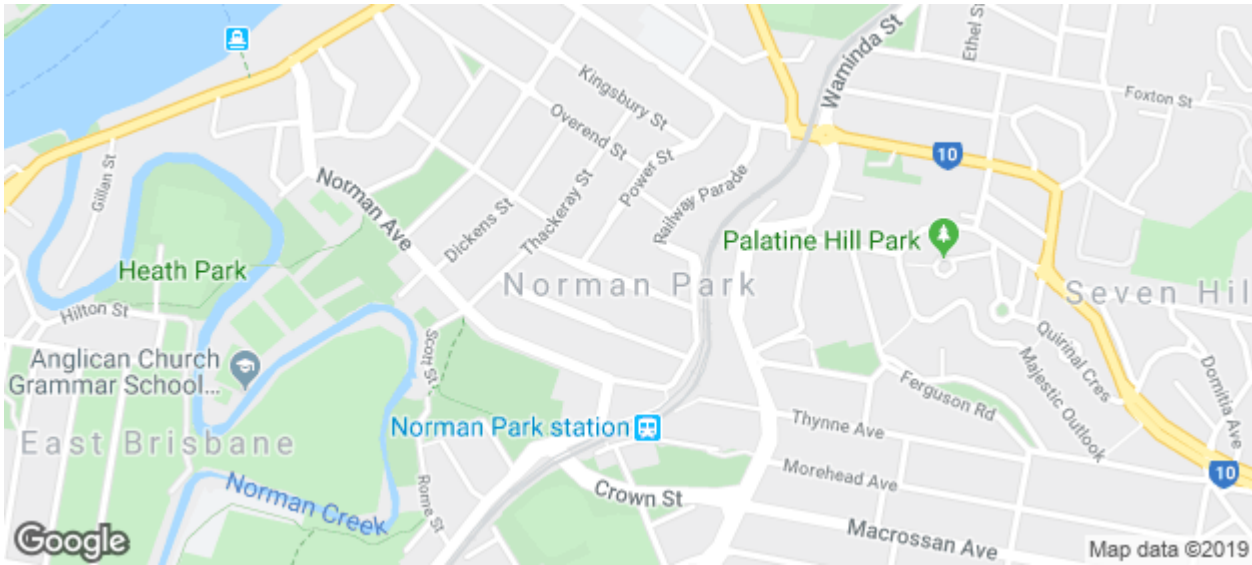




# 180 Station Avenue Norman Park QLD 4170

Prepared on 18 November 2019

## Norman Park Insights: A Snapshot



### Houses

Median Price

**\$881,167**

	Past Sales	Capital Growth
2019	121	↓ 3.14%
2018	123	↓ 2.23%
2017	90	↑ 9.30%
2016	120	↑ 11.00%
2015	128	↓ 0.62%

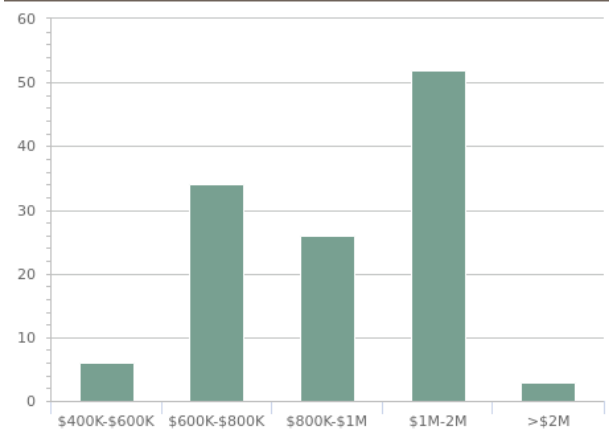
### Units

Median Price

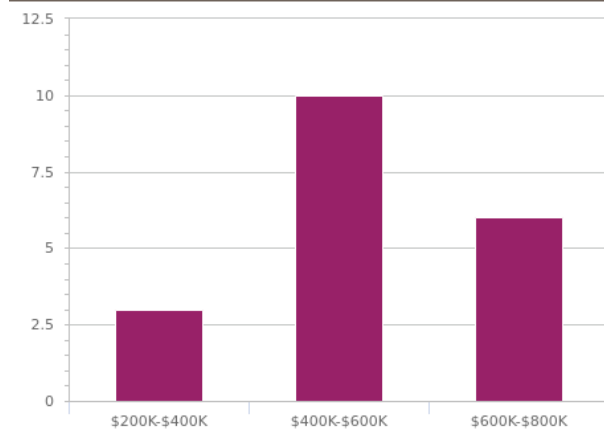
**\$486,914**

	Past Sales	Capital Growth
2019	19	↑ 1.57%
2018	41	↓ 15.41%
2017	49	↑ 7.94%
2016	47	↑ 1.54%
2015	38	↑ 6.93%

### House Sales by Price (Past 12 Months)



### Unit Sales by Price (Past 12 Months)



CoreLogic IntelliVal for Professionals Automated Valuation Estimate

Prepared on 18 November 2019

## Disclaimers

This publication reproduces materials and content owned or licenced by RP Data Pty Ltd trading as CoreLogic Asia Pacific (CoreLogic) and may include data, statistics, estimates, indices, photographs, maps, tools, calculators (including their outputs), commentary, reports and other information (CoreLogic Data).

The CoreLogic Data provided in this publication is of a general nature and should not be construed as specific advice or relied upon in lieu of appropriate professional advice.

While CoreLogic uses commercially reasonable efforts to ensure the CoreLogic Data is current, CoreLogic does not warrant the accuracy, currency or completeness of the CoreLogic Data and to the full extent permitted by law excludes all loss or damage howsoever arising (including through negligence) in connection with the CoreLogic Data.

Based on or contains data provided by the State of Queensland (Department of Natural Resources and Mines) 2019. In consideration of the State permitting use of this data you acknowledge and agree that the State gives no warranty in relation to the data (including accuracy, reliability, completeness, currency or suitability) and accepts no liability (including without limitation, liability in negligence) for any loss, damage or costs (including consequential damage) relating to any use of the data. Data must not be used for direct marketing or be used in breach of the privacy laws.

An Estimated Value is generated (i) by a computer driven mathematical model in reliance on available data; (ii) without the physical inspection of the subject property; (iii) without taking into account any market conditions (including building, planning, or economic), and/or (iv) without identifying observable features or risks (including adverse environmental issues, state of repair, improvements, renovations, aesthetics, views or aspect) which may, together or separately, affect the value.

An Estimated Value is current only at the date of publication or supply. CoreLogic expressly excludes any warranties and representations that an Estimated Value is an accurate representation as to the market value of the subject property.

To the full extent permitted by law, CoreLogic excludes all liability for any loss or damage howsoever arising or suffered by the recipient, whether as a result of the recipient's reliance on the accuracy of an Estimated Value or otherwise arising in connection with an Estimated Value.

For more information on estimated values: <https://www.corelogic.com.au/estimated-value-faqs>

If you have any questions or concerns about the information in this report, please contact our customer care team.

Within Australia: **1300 734 318**  
Email Us: **customercare@corelogic.com.au**

CoreLogic IntelliVal for Professionals Automated Valuation Estimate